



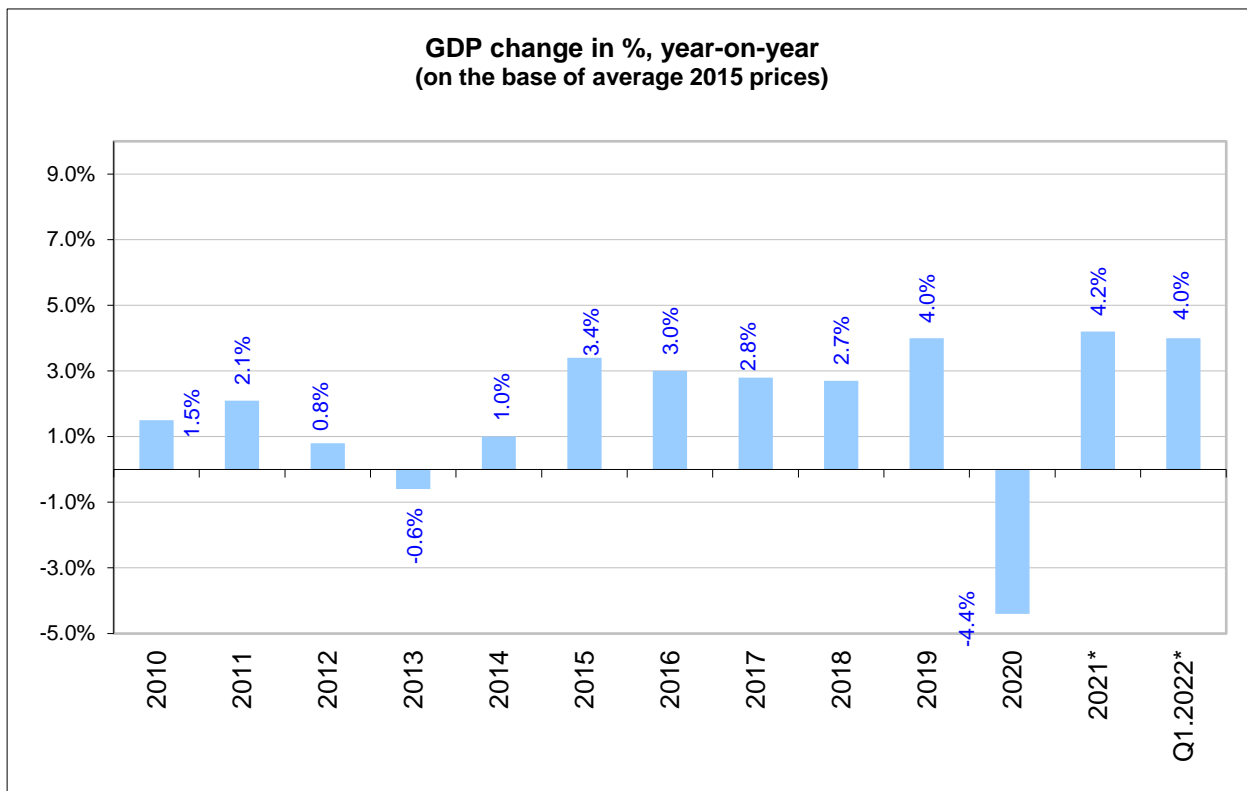
REPUBLIC OF BULGARIA
Ministry of Economy and Industry

*Sofia, 8, Slavyanska Str.
www.mi.government.bg*

Macro **Bulletin**

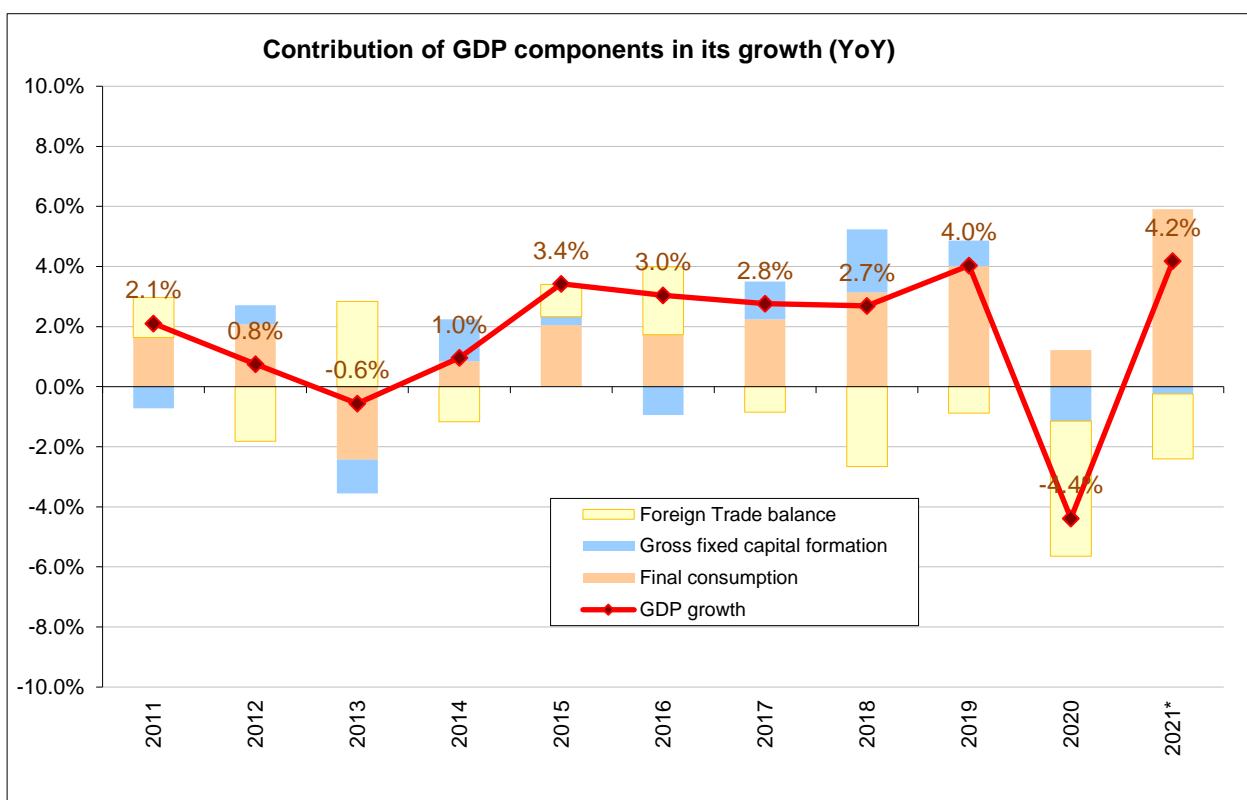
MAIN MACROECONOMIC INDICATORS

May 2022



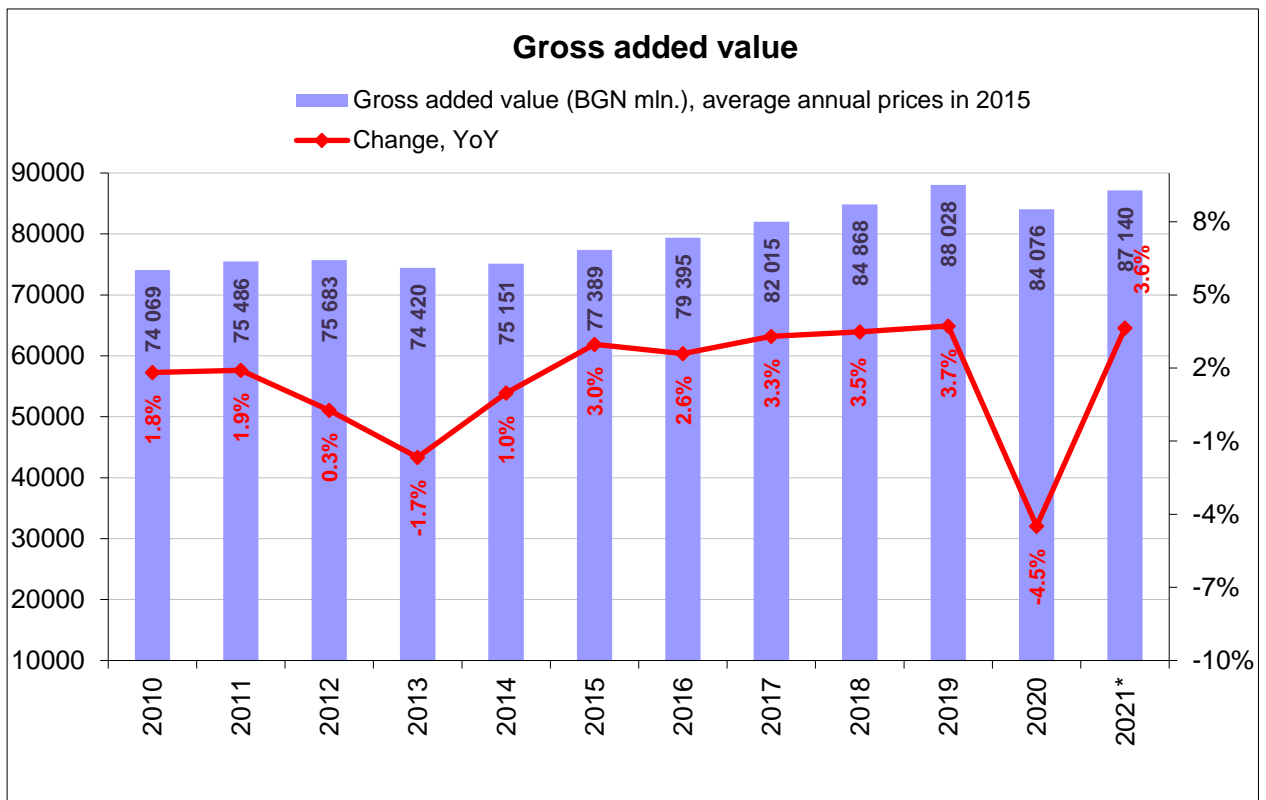
According to NSI data, as a result of COVID-19 crisis in 2020, GDP of Bulgaria has fallen by 4.4% compared to the previous year, but in 2021 GDP indicated a rise by 4.2% on yearly basis.

Source: NSI (*preliminary data)



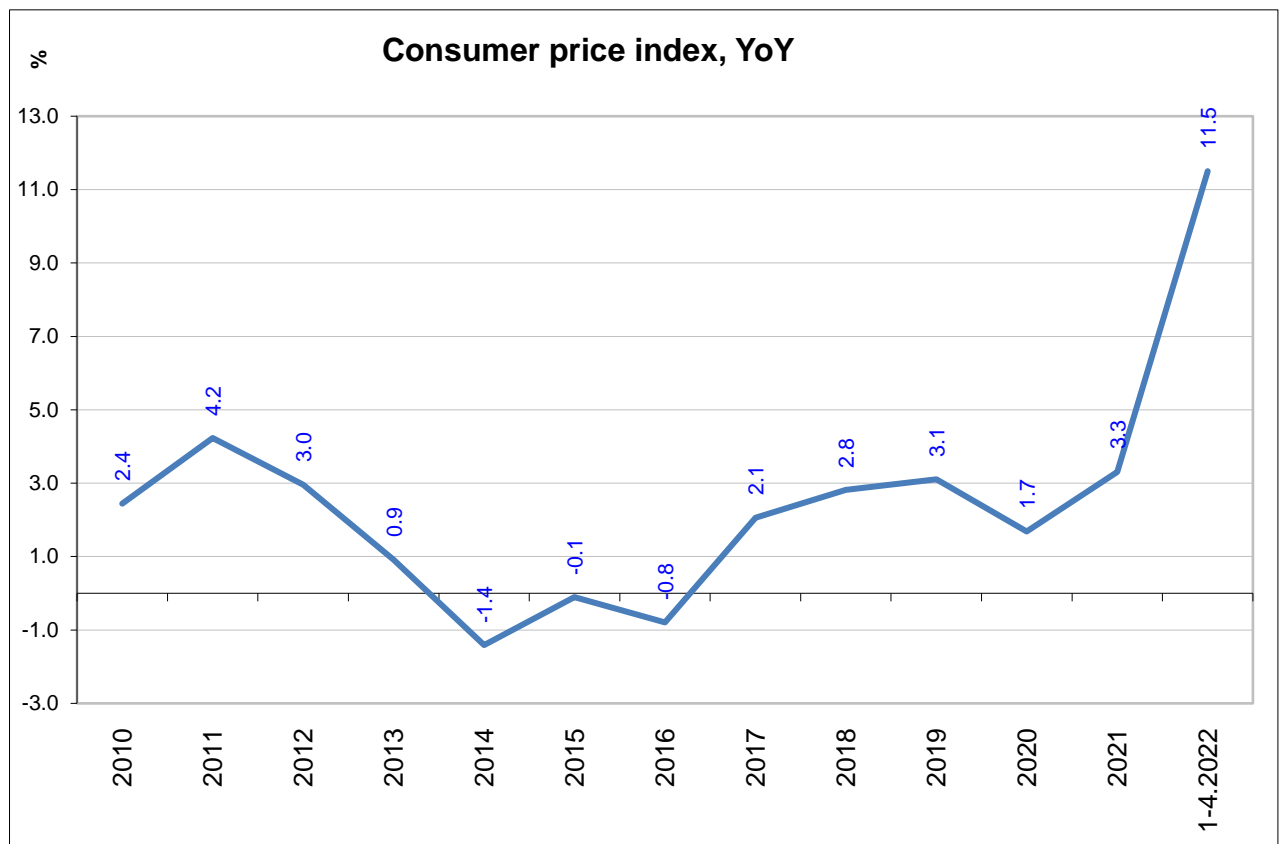
In 2020, due to the onset of the health crisis, the change in GDP was negatively affected by gross fixed capital formation and the trade balance. The role of final consumption has also been reduced. In 2021, a recovery is reported, with final consumption having a positive impact on GDP growth, while the trade balance has a negative impact.

Source: NSI (*preliminary data; on 2015 prices)



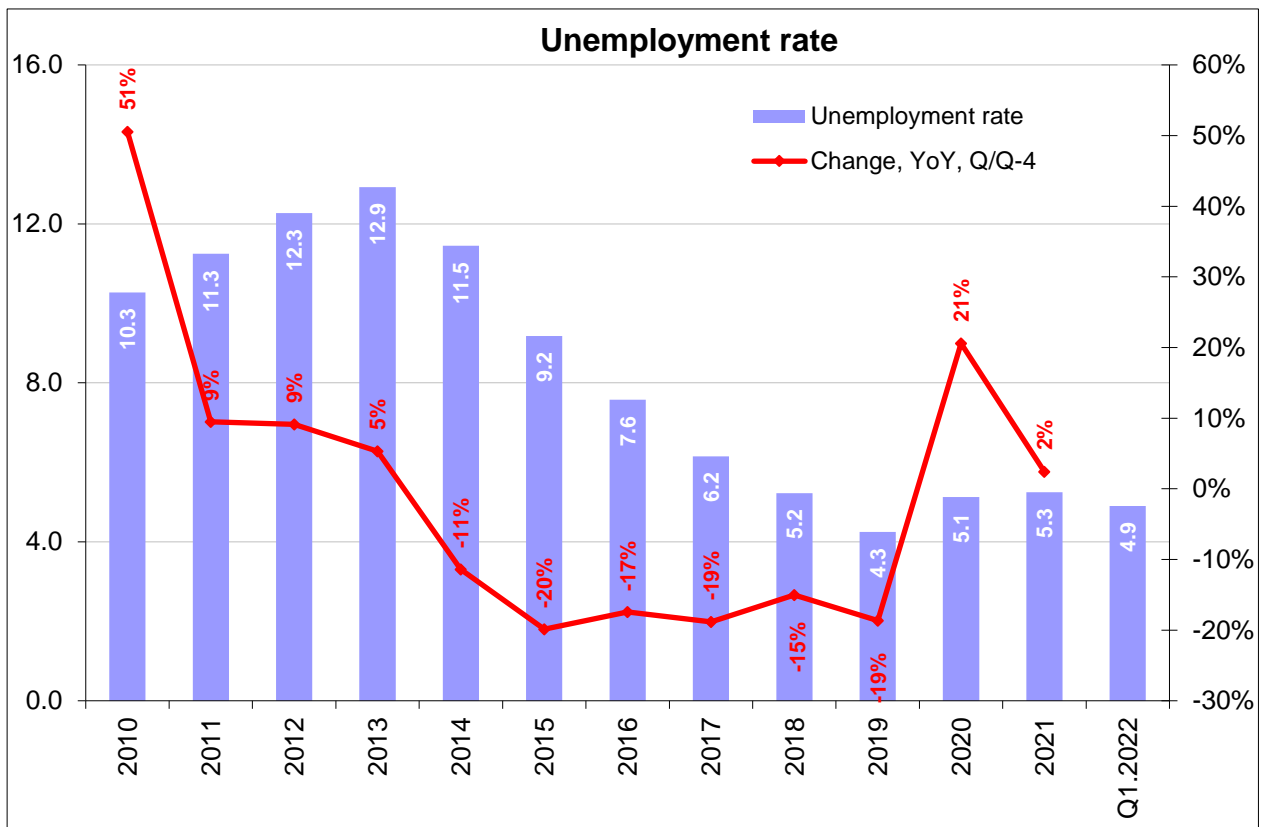
According to NSI data in 2021 gross value added is BGN 87 140 million.

Source: NSI (*preliminary data)



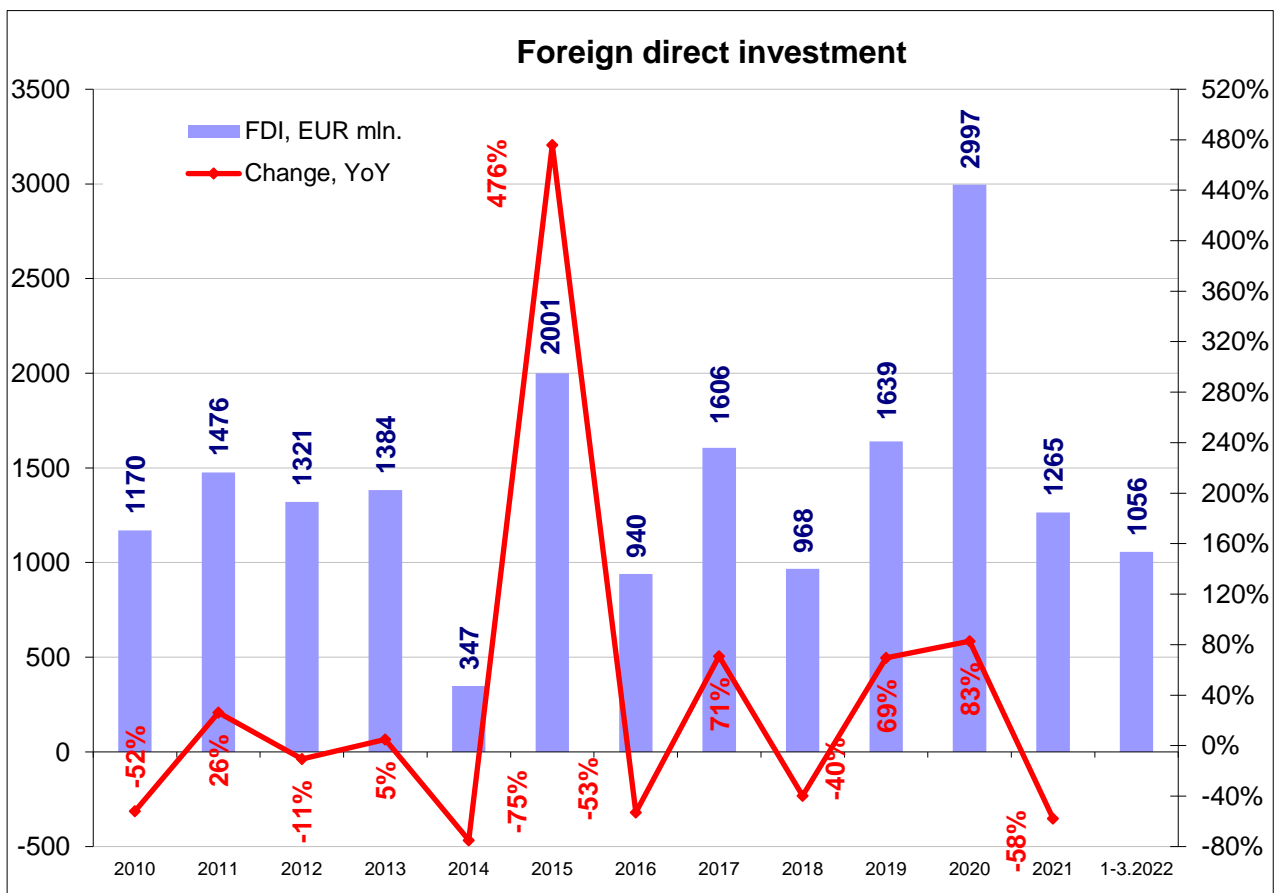
In 2020 average change of consumer price index is 1.7% on yearly basis and in 2021 with 3.3%.

Source: NSI



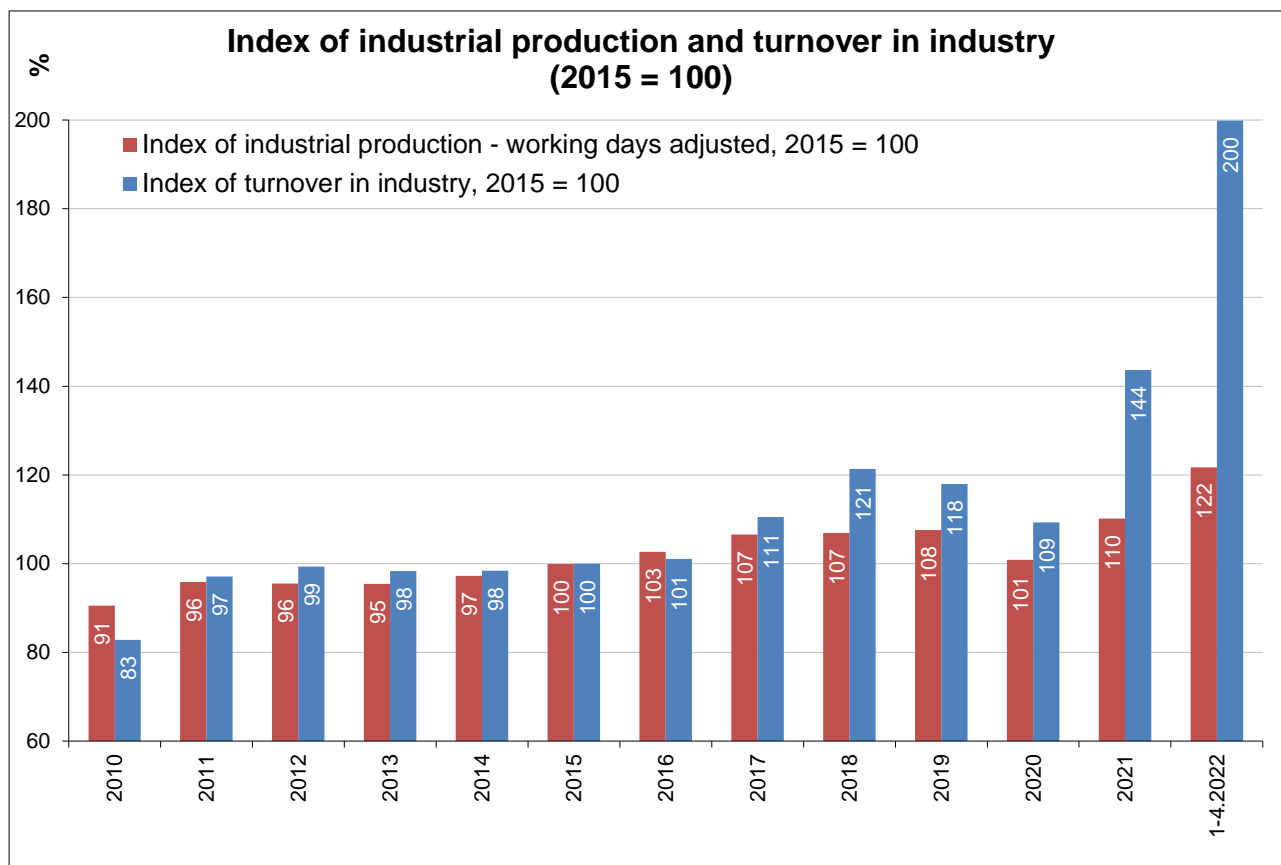
The unemployment rate in 2021 amounted 5.3% and increased by 2% according to the previous year.

Source: NSI



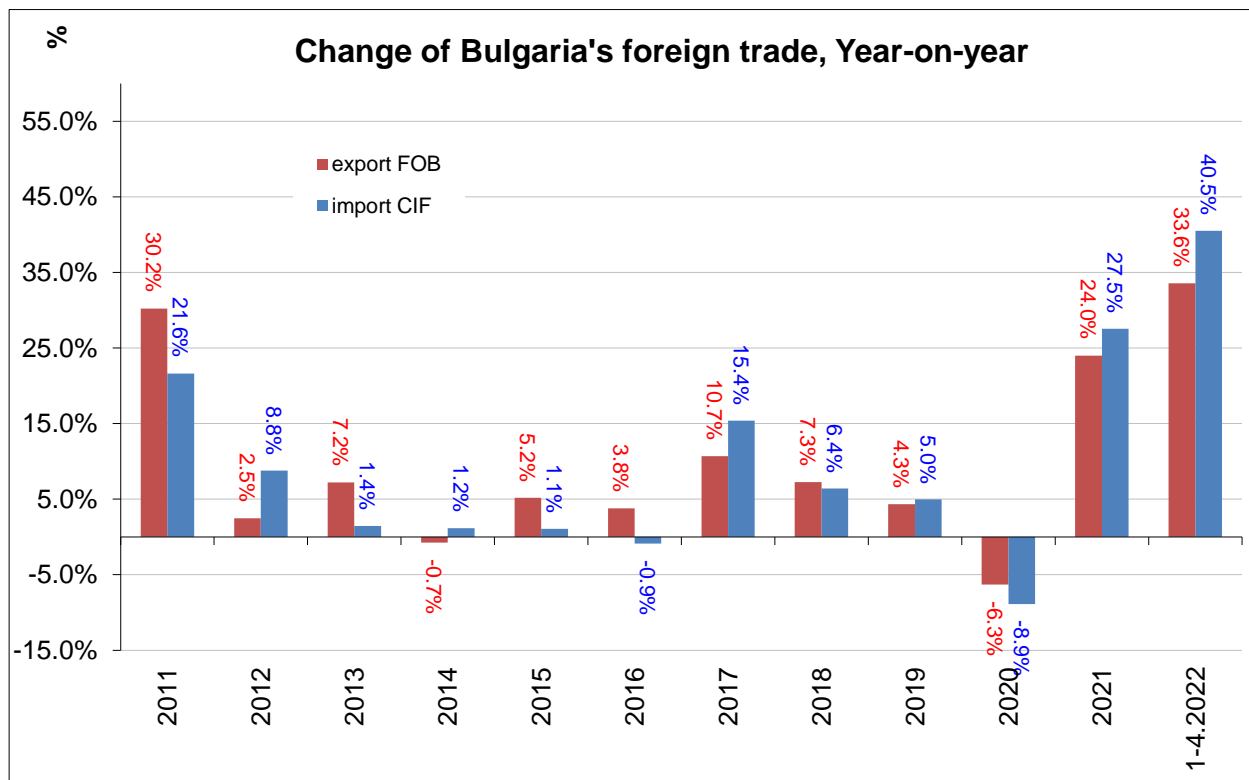
According to the Bulgarian National Bank, in 2020 the country received EUR 2 997 million FDI and in 2021 EUR 1 265 million FDI inflows was indicated.

Source: BNB



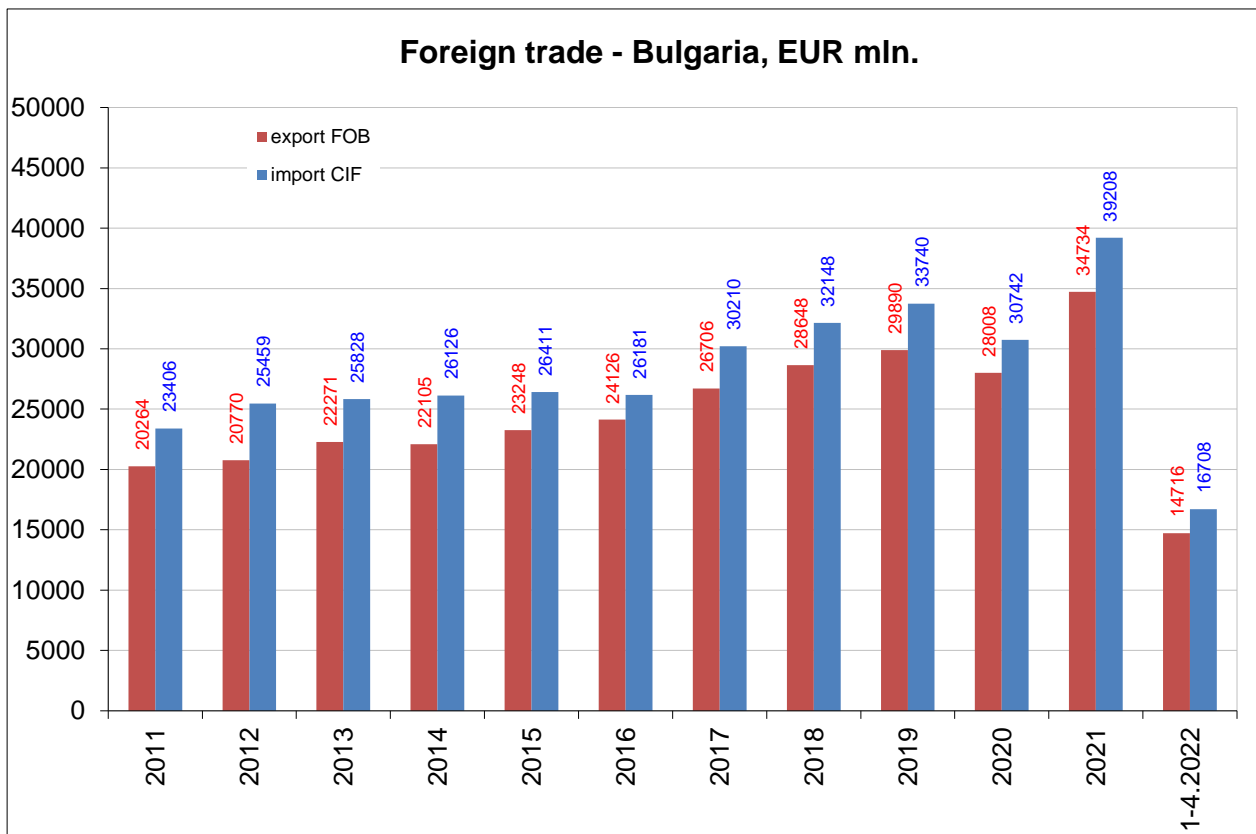
Average index of industrial production in 2020 is 101% (at base on 2015), while the index of industry turnover 109% (at base 2015). An average level in 2021 of industrial production index is 110% (at base 2015) and turnover in industry is 144% at base 2015.

Source: NSI



In 2020 exports decreased by 6.3% and imports by 8.9% on year-on-year basis. In 2021 exports increased by 24.0% and imports by 27.5% on year-on-year basis.

Source: NSI



In 2021 the exports amounted EUR 34.7 billion, while imports EUR 39.2 billion.

Source: NSI



In 2021 were registered 43 171 new companies and 1 464 were re-registered.

Source: Registry Agency

Main macroeconomic indicators

	Measurement unit	2017	2018	2019	2020	2021	2022	
Real sector								
Gross domestic product								
Gross domestic product	(million BGN)	102 741	109 964	120 395	119 951	132 744	Q1	32 807
Gross domestic product	%, YoY	2.8	2.7	4.0	- 4.4	4.2	Q1	-
Final consumption	(million BGN)	77 961	83 843	91 228	93 791	105 352	Q1	26 558
Gross capital formation	(million BGN)	20 349	23 328	25 280	24 398	25 959	Q1	6 545
Exports of goods and services	(million BGN)	68 831	72 242	76 974	66 361	83 673	Q1	24 667
Imports of goods and services	(million BGN)	64 400	69 449	73 087	64 599	82 241	Q1	24 962
Consumer price index								
period over period change	%	2.8	2.7	3.8	0.1	7.8	IV	2.5
average annual change	%	2.1	2.8	3.1	1.7	3.3	IV	7.0
Unemployment								
At the end of the period (EA data)	%	7.1	6.1	5.9	6.7	4.8	IV	4.6
Industry								
Industrial production index	%, YoY	3.4	0.3	0.5	- 5.9	8.9	IV	13.2
Producers' price index	%, YoY	5.0	4.0	3.1	- 1.9	15.3	IV	3.3
External sector								
Balance of Payments								
Current account	(million EUR)	1 736.0	531.6	1 147.8	- 41.4	- 271.4	III	- 946.7
Trade balance	(million EUR)	- 773.2	- 2 706.3	- 2 908.3	- 1 941.1	- 3 295.7	III	- 1 186.3
Exports, FOB	(million EUR)	26 947.6	27 741.7	29 119.4	27 271.7	34 277.7	III	10 673.0
Imports, FOB	(million EUR)	27 720.9	30 448.0	32 027.7	29 212.8	37 573.4	III	11 859.3
Foreign direct investment	(million EUR)	1 605.6	967.5	1 639.4	2 996.5	1 265.1	III	1 055.8
Current account	% of GDP	3.3	0.9	1.9	- 0.1	- 0.4	III	- 1.3
Trade balance	% of GDP	- 1.5	- 4.8	- 4.7	- 3.2	- 4.9	III	- 1.6
Foreign direct investment	% of GDP	3.1	1.7	2.7	4.9	1.9	III	1.4
Public finance								
Budget								
Budget deficit(-) / surplus(+)	(million BGN)	1 666.7	1 899.6	2 551.2	- 4 777.8	- 5 432.7	-	-
Budget deficit(-) / surplus(+)	% of GDP	1.6	1.7	2.1	- 4.0	- 4.1	-	-
Government and government guaranteed debt								
State debt (Maastricht debt)	(million BGN)	25 782.6	24 305.2	24 084.7	29 602.5	33 276.5	-	-
State debt (Maastricht debt)	% of GDP	25.1	22.1	20.0	24.7	25.1	-	-

Source: BNB